



INDIRA GANDHI DELHI TECHNICAL UNIVERSITY FOR WOMEN
(ESTABLISHED BY GOVT. OF DELHI VIDE ACT 09 OF 2012)
KASHMERE GATE, DELHI-110006
website: www.igdtuw.ac.in

Academic Branch

F.No. Acad./160/IGDTUW/Sem.Reg./2024-25/322

Dated: 28th August, 2024

NOTICE FOR ODD SEMESTER REGISTRATION

Inspite of repeated reminders, few of the students have not completed the semester registration. Without registration, students will not be able to appear for Mid and End Term Exam. As a last opportunity, the date of Semester Registration for Odd Semester (3rd, 5th, 7th 9th) on IGDTUW ERP-Portal has been re-opened for three days i.e. upto 30-08-2024 with the approval of the competent authority.

All the students who have not done semester registration on the portal till date are directed to do it immediately.

A fine of Rs. 1000/- will be applicable for defaulter students who will do the registration after 30th August, 2024 upto 7th September, 2024. After 7th September 2024 students will not be allowed to appear in the Mid-Term Exam.

User manual for Subject Semester Registration is given below for assistance.



Dean (Academic Affairs)

Dated: 28th August, 2024

F.No. Acad./160/IGDTUW/Sem.Reg./2024-25/322

Copy for kind information to:

1. PS to Hon'ble Vice-Chancellor, IGDTUW
2. PA to Registrar, IGDTUW
3. All HoDs, (CSE/ECE/IT/MAE/CSAI/MGMT/A&P/ASH), IGDTUW
4. System Analyst/ In-charge web server, request to upload the notice on the University Website.
5. Guard File


Dean (Academic Affairs)



Indra Gandhi Delhi Technical University for Women

User Manual for Students.

Student Profile Update, Semester Registration,



Submitted By

CampusEAI

It feels great to be the wind beneath the wings of one of the top ranking Emerging Engineering Institutes of Technology in India. [Read More](#)

Multiple job offers have been made to B.Tech, MCA and M.Tech students of IGDTUW passing out every year. Many prestigious companies have visited the campus till date like Microsoft, SNAPDEAL, General Motors, AMAZON, Mckinsey, Cisco, SAP Labs, Honeywell, Ericsson, Maruti Suzuki, Mahindra and Mahindra, Fluor Daniel, Sabre Holdings etc. for placements and internships. [Read More...](#)

IGDTUW has secured 2nd rank in the award ceremony of ARIIA Rankings 2020

IGDTUW has ranked 21st and 77th in WURI Rankings 2020

IGDTUW has been conferred the award of E LEAD INSTITUTE for E learning Excellence for Academic Digitization by QS I QUAGE

IGDTUW received Mrs. Rahatun Nesa Ali Memorial ISTE National Award for Best Women

University Student Information System

Forthcoming/Recent Event @ IGDTUW

Link to Open Student Portal for Registration.

URL: <https://igdtuw.in/IGDTUW>

Step 1: On Login Screen:

Student has to enter the User Name: Student Enrolment no and Password.

Indira Gandhi Delhi Technical University for Women (IGDTUW)
Cloud Based University Student Information System
Kashmere Gate, Delhi - 110006
(An ISO 9001:2015 Certified University)

[New user register here](#)

User name

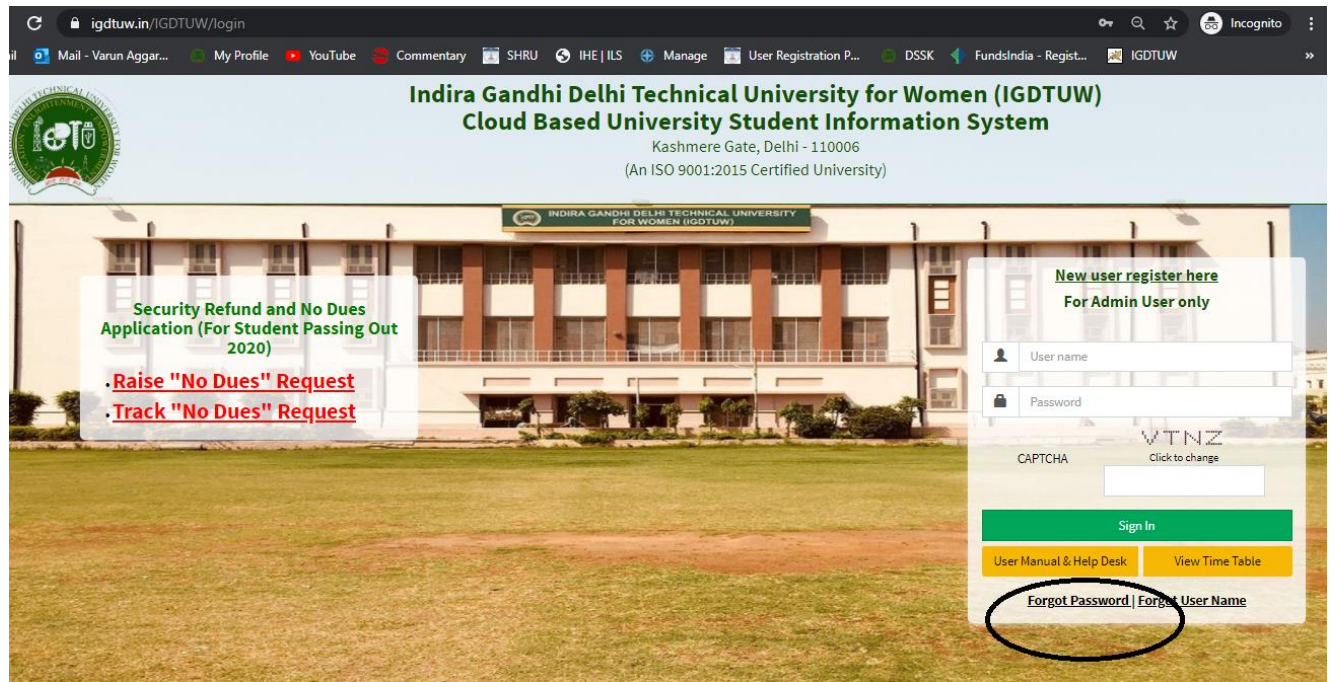
Password

CAPTCHA

Sign In

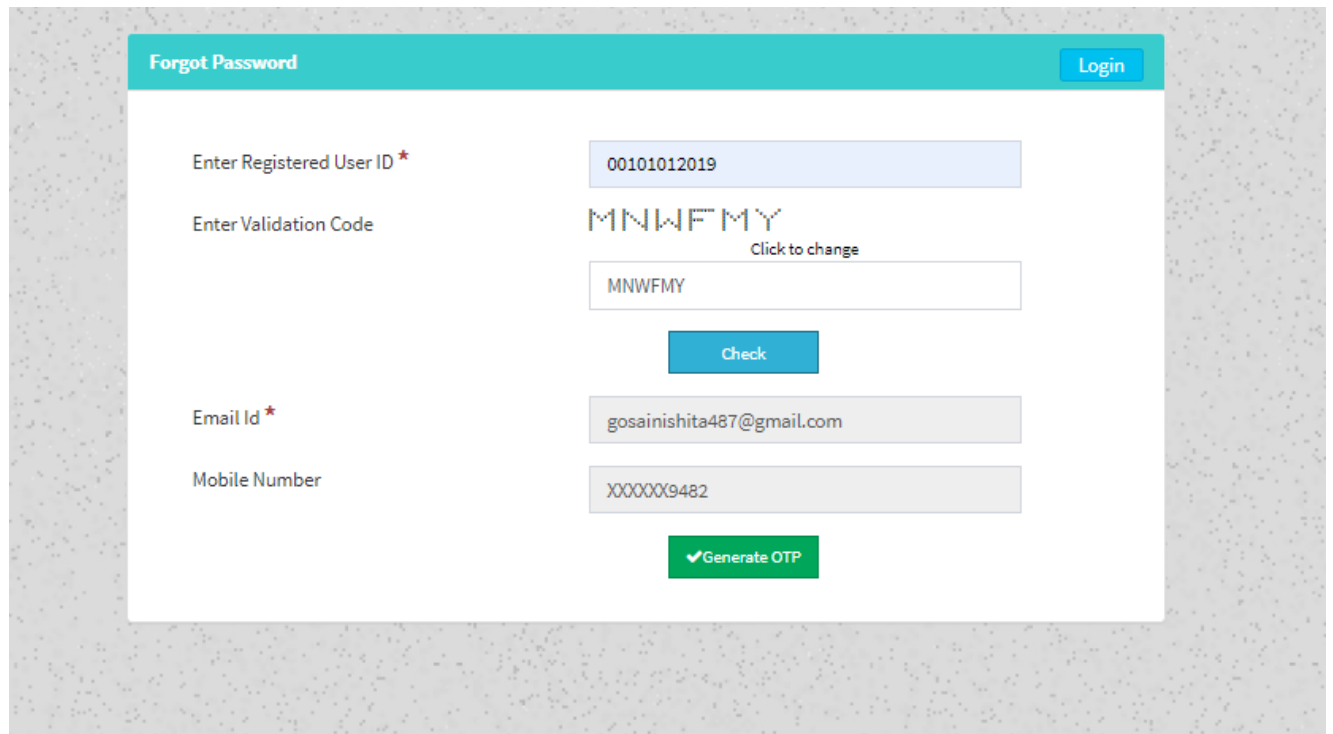
[Forgot Password](#) | [Forgot User Name](#)

Step 2: In Case Student Forgot Password: SO use this Process



The screenshot shows the login page of the Indira Gandhi Delhi Technical University for Women (IGDTUW) Cloud Based University Student Information System. The page features a navigation bar with the university's name and address. A central banner displays a building image. On the left, there is a notification about a security refund and no dues application. On the right, a login form is visible with fields for 'User name' and 'Password', a CAPTCHA field, and a 'Sign In' button. Below the login form, there are links for 'User Manual & Help Desk', 'View Time Table', and 'Forgot Password | Forget User Name', with the latter link circled in black.

**Enter your Enrolment no and Validation code and click on check button.
It will show you the Email id and your Mobile no.**



The screenshot shows the 'Forgot Password' form. The form has a teal header with the title 'Forgot Password' and a 'Login' button. The form contains the following fields and buttons:

- Enter Registered User ID ***: Input field containing '00101012019'.
- Enter Validation Code**: Input field containing 'MNWFMY'. Below the input field is a 'Click to change' link.
- Check**: A teal button.
- Email Id ***: Input field containing 'gosainishita487@gmail.com'.
- Mobile Number**: Input field containing 'XXXXXX9482'.
- Generate OTP**: A green button with a checkmark icon.

If Email id/ Mobile no is not correct or it is showing Blank Field. Please Mail to academics@igdtuw.ac.in

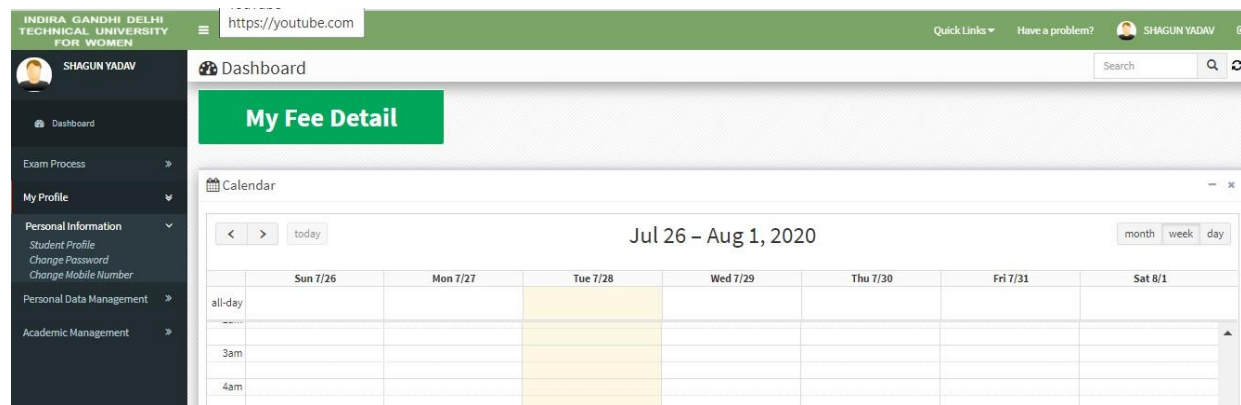
In Subject : Change of Email and Mobile No for Enrolment no. -00101012020.

HELP DESK

For any Non-Technical issue please contact: academics@igdtuw.ac.in

Step 3: In Student Profile:

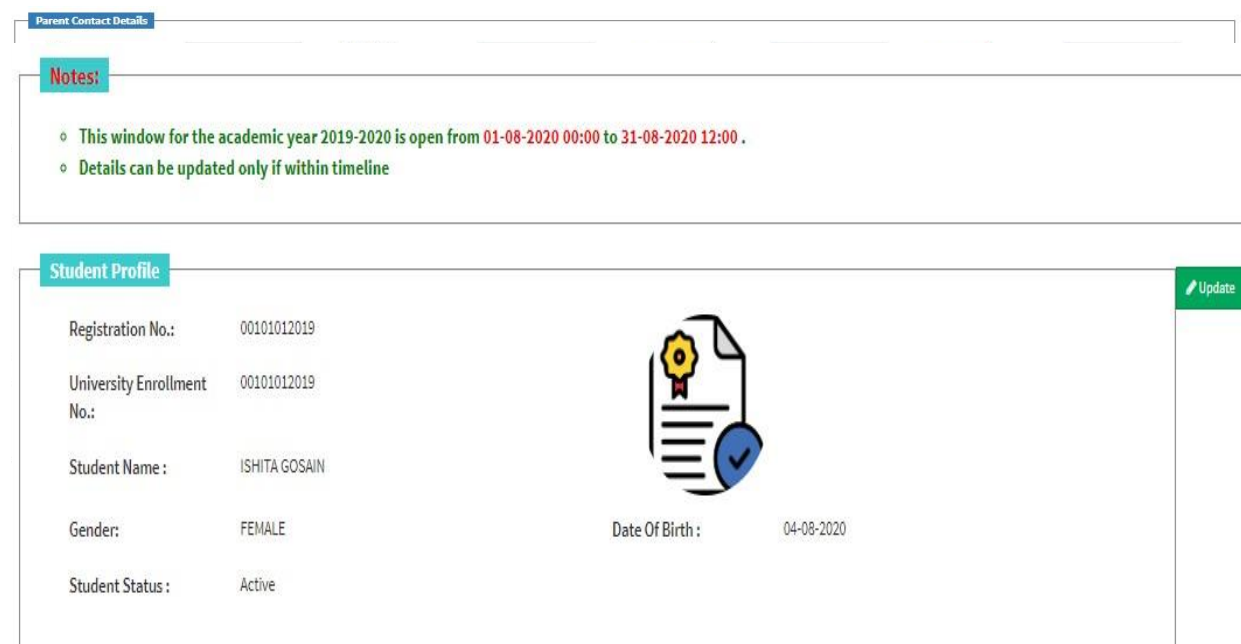
After changing the password, Student will be able to update her Profile, Password and Mobile Number.



The screenshot shows the student portal interface. At the top, there is a navigation bar with the university name 'INDIRA GANDHI DELHI TECHNICAL UNIVERSITY FOR WOMEN' and the user's name 'SHAGUN YADAV'. The main content area is titled 'My Fee Detail' and includes a calendar for the period 'Jul 26 - Aug 1, 2020'. The calendar shows a grid with columns for each day from Sunday to Saturday and rows for time slots: 'all-day', '3am', and '4am'. The 'all-day' slot for Tuesday, July 28th, is highlighted in yellow.

Step 4: Profile Update: Student has to fill all the details in the Portal.

For updating the profile, press the Update button. Complete profile page will appear. Make the necessary updates on the profile. (* : fields are mandatory). After filling up the information, the Student have to click the SUBMIT button. This step updates the student's profile.



The screenshot displays two sections of the student portal. The top section is titled 'Parent Contact Details' and contains a 'Notes' box with the following information:

- This window for the academic year 2019-2020 is open from 01-08-2020 00:00 to 31-08-2020 12:00 .
- Details can be updated only if within timeline

The bottom section is titled 'Student Profile' and shows the following details:

Registration No.:	00101012019
University Enrollment No.:	00101012019
Student Name :	ISHITA GOSAIN
Gender:	FEMALE
Student Status :	Active
Date Of Birth :	04-08-2020

An 'Update' button is visible in the top right corner of the 'Student Profile' section. A document icon with a checkmark is also present next to the 'Date Of Birth' field.



Personal Details

Upload Profile Pic



Student Name

Enrollment No

Joining Date

Gender

Date Of Birth

Programme

Branch

Specialization (Applicable For PG Only)

Student Current Status

Batch

Programme

Branch

Specialization (Applicable For PG Only)

Student Current Status

Batch

Nationality ▼

Religion ▼

Category ▼

Sub Category ▼

Mother Tongue ▼

Adhaar Number

Personal Identification Mark

Marital Status ▼

Region ▼

Are You Receiving Any Scholarship/Fellowship/Award? No Yes

Name Of The Scholarship/Fellowship/Award

Amount (If Applicable)

Permanent Address

Permanent Address * City *

Country * State *

Pin Code *

Upload Address Proof Uploaded File(s)

Correspondence Address

Correspondence Address * City *

Country State

Pin Code

Declaration

I hereby declare that I have reviewed all of the details furnished above and updated them, if required, so that they are true to the best of my knowledge and belief. I undertake to inform IGDUTW of any changes therein, immediately.

Step 5: Semester Registration:

After updating the profile, the student will be able to register herself by filing up the Student Semester Registration form.

Go to

Academic Management → Semester Registration → Student Semester Registration.

Here, the Student has to select the required subjects from the drop down list (such as DCC and AMC). After submission of subjects, total number of credits will be updated and the same can be observed in Applied Credits field.

Student Semester Registration Academic Management > Semester Registration > Student Semester Registration

You are accessing this page as role » Student

Enrollment No. : 00109152020 Programme : M.B.A.
 Academic Session : 2020-2021 Branch : MGMT*
 Applied Credits : 0

Show 10 entries Search:

S. No.	Subject Code/Subject Name	Category	Credits	Semester	Status
1	MMS 101 (Management Process and Organizational Behavior) LTP [4 - 0 - 0]	DCC	4.0	1	PENDING
2	MMS 103 (Financial Accounting and Cost Accounting) LTP [3 - 1 - 0]	DCC	4.0	1	PENDING
3	MMS 105 (Marketing Management) LTP [4 - 0 - 0]	DCC	4.0	1	PENDING
4	AMC 109 (Managerial Economics) LTP [4 - 0 - 0]	AMC	4.0	1	PENDING
5	MMS 107 (Decision Sciences) LTP [3 - 1 - 0]	DCC	4.0	1	PENDING
6	MMS 109 (Legal Aspects of Management) LTP [4 - 0 - 0]	DCC	4.0	1	PENDING
7	AMC 401 (Business Communication) LTP [4 - 0 - 0]	AMC	4.0	1	PENDING
8	AMC 403 (Data Analysis Lab) LTP [0 - 0 - 2]	AMC	2.0	1	PENDING

Showing 1 to 8 of 8 entries Previous 1 Next

In Case student fill the Wrong Optional Paper so there is a reset Option to Reset the Subject and Student can submit the same.

Show 10 entries Search:

S. No.	Subject Code/Subject Name	Category	Credits	Semester	Status
1	BCS 304 (Compiler Design) LTP [4 - 0 - 0]	C2	4.0	6	SUBMITTED
2	BCS 306 (Network Programming) LTP [4 - 0 - 0]	C3	4.0	6	SUBMITTED
3	BCS 308 (Cloud Computing) LTP [4 - 0 - 0]	C4	4.0	6	SUBMITTED
4	BIT 310 (Artificial Intelligence) LTP [4 - 0 - 0]	C5	4.0	6	SUBMITTED
5	BA5 312 (Engineering Economics) LTP [3 - 0 - 0]	C6	3.0	6	SUBMITTED
6	BCS 354 (Compiler Design Lab) LTP [0 - 0 - 2]	C8	1.0	6	SUBMITTED
7	BCS 356 (Network Programming Lab) LTP [0 - 0 - 2]	C9	1.0	6	SUBMITTED
8	BCS 358 (Cloud Computing Lab) LTP [0 - 0 - 2]	C10	1.0	6	SUBMITTED
9	BIT 360 (Artificial Intelligence Lab) LTP [0 - 0 - 2]	C11	1.0	6	SUBMITTED
10	BCS 302 (Mobile Architecture & Programming) LTP [1 - 0 - 0]	C1	4.0	6	SUBMITTED

Showing 1 to 10 of 11 entries Previous **1** 2 Next